

# ELECTRODE TIP DRESSERS

## PORTABLE TIP DRESSERS

Applicable for dressing the electrode tips.

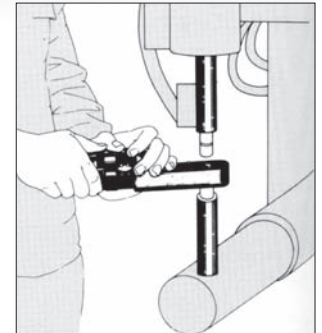


YNR-8F

Clamp Type  
YNR-8F-C  
YNR-8F-D  
Minimizing push-down stress at dressing.



Example of configuration



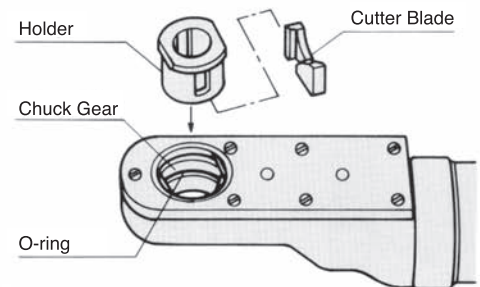
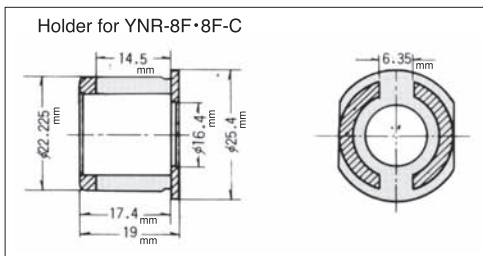
Model	Max. Tip Capacity mm(in)	Holder Set Size mm(in)	Free Speed (Approx.) r.p.m.	No Load Air Consumption l/min(ft <sup>3</sup> /min)	Max. Torque N·m	Overall Length (about) mm(in)	NET Weight kg(lb)	Air Inlet Thread (Pipe Thread) Rc	Air Hose Size mm(in)	Air Pressure MPa(lb/in <sup>2</sup> )
YNR-8F	16 (41/64)	φ22.225(7/8)	1400	400 (14.1)	4.2	257 (10.1)	1.2 (2.6)	1/4	9.5 (3/8)	0.6 (85)
YNR-8F-C	16 (41/64)	φ22.225(7/8)	1400	400 (14.1)	4.2	257 (10.1)	1.4 (3.1)	1/4	9.5 (3/8)	0.6 (85)
YNR-8F-D	13 (33/64)	φ22.225(7/8)	1400	400 (14.1)	4.2	257 (10.1)	1.4 (3.1)	1/4	9.5 (3/8)	0.6 (85)

All models have a hose nipple and a blade holder.

### Blade Holders

The holder functions as guide to make blade cutting at appropriate position against an electrode tip. Select a correct sized holder in accordance with tip diameter (φD).

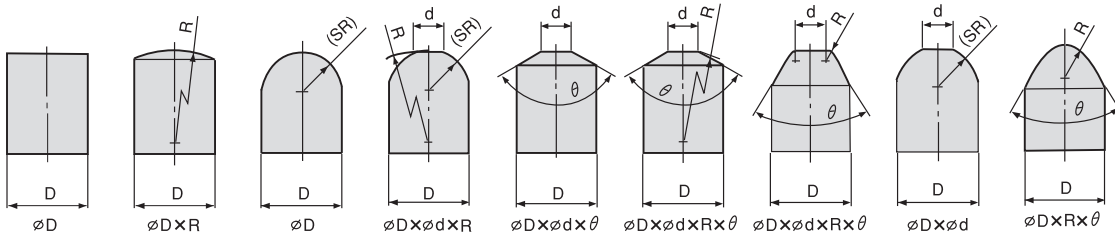
### Standard accessory



Standard holder for YNR-8F is applicable for tip of max. φ16mm.

### Cutter Blades (Minimum order per size is 10 pieces.)

(a)F shape (b)R shape (c)D shape (d)DR shape (e)CF shape (f)CR shape (g)P shape (h)DF shape (i)CD shape



Cutter blades are to be made according to customer design. Please specify the required size as per following ordering guide.  
Example: (d) φ16×φ6×R40 (g) φ13×φ5×R1×60°

Actual samples of tips or drawings are appreciated for sophisticated shape

### Examples of tip shape dressed by YNR-8F

F1	F2	F3	F4	F5	F6	F7	F8	F9	F10	F11	F12	F13
F14	F15	F16	F17	F18	F19	F20	F21	F22	F23	F24	F25	